

100 / 200 TON PULLERS

Posi Lock's portable 100 Ton and 200 Ton puller systems are designed for use on large equipment and machines used at steel mills, oil fields, mining operations, shipyards, construction sites, paper mills, railroad and airline maintenance shops.



**POSI
LOCK®**
PULLER, INC.




100 TON

PH-100T | PH-102T | PH-102TV

Posi Lock's 100-Ton hydraulic puller systems provide maximum pulling force in applications requiring high-force removal of large gears, pulleys, wheels, sleeves and other press-fit parts. 100 Ton pullers are available in 3-jaw, 2-jaw, vertical 2-jaw or 2/3-jaw combination systems.


For applications requiring high-force removal of press-fit parts, there is no safer, more efficient solution than Posi Lock.



PH-100T
Puller System
with Power Team
components



PH-102T
Puller System
with Enerpac
components



PH-102TV
Vertical Puller
System

100 TON

Features and Benefits


- 10,000 PSI electric two-stage pump
- Remote jog switch with 10-foot cord (3.05 m)
- 100-ton cylinder, 10,000 PSI with spring return (10.25 inch stroke)
- Hydraulic-actuated lift cart extends puller from ground to a height of 5 feet (1.52 m)
- Jaws are hydraulically controlled with cylinders
- Multiple pushing adaptors
 - (1) 3.5-in. diameter x 9-in. (89 x 229 mm)
 - (1) 3.5-in. diameter x 19-in. (89 x 483 mm)
 - (1) 3.5-in. diameter x 29-in. (89 x 737 mm)
 - (1) Coupler
- Removable transport cart
- Puller can be used in horizontal and/or suspended vertical positions
- Adjustable jaw tips
- Adjustable jaw guides
- Options:
 - Specialized jaw tips
 - Double acting cylinder
 - Enerpac® or Power Team® components

The PH-102T and PH-102TV hydraulic pullers are designed for big pulling jobs with limited jaw placement options.

Falk Australia uses the PH-102T to enhance efficiency, safety and precision of servicing industrial gearboxes and associated equipment.




UK rail maintenance company uses the PH-100T to remove rolling stock wheels.



Removal of large gear off of a press using the PH-100T.

Clamping jaws shown on inside of pulley hub.



Pulley removal from shaft.

Developed to remove the counter balance arm on oil well pumps.



200 TON

PH-200T

Posi Lock recognized the growing demand for solutions to resolve tough maintenance challenges. As innovative leaders of their industry, Posi Lock expanded their hydraulic systems line and introduced the 4-jaw 200-Ton puller.


The PH-200T provides the ultimate hydraulic muscle. It has been deemed the preferred maintenance solution for the effective removal of stubborn gears, bearings, wheels, and other press-fit items from machines throughout diverse industries.

200 TON

Features and Benefits

- 10,000 PSI electric two-stage pump
- Remote jog switch with 10-foot cord (3.05 m)
- 200-ton cylinder, 10,000 PSI and double acting 13.25 (337 mm) stroke
- Hydraulic-actuated lift cart extends puller from ground to a height of 5 feet (1.52 m)
- Jaws are hydraulically controlled with cylinders
- Multiple pushing adapters
 - (1) 4-in. diameter x 9-in. (102 x 229 mm)
 - (1) 4-in. diameter x 19-in. (102 x 483 mm)
 - (1) 4-in. diameter x 29-in. (102 x 737 mm)
 - (1) 4-in. diameter x 39-in. (102 x 990 mm)
- Adjustable jaw tips
- Adjustable jaw guides
- Specialized jaw tips available


Our 4-jaw PH-200T Hydraulic Puller delivers an incredible 200 tons of force, while providing the safety and efficiency of the Posi Lock Safety Cage® design.




PH-200T
Puller System



Shenhua Group, a state-owned mining and energy company in China is the largest coal producing company in the world. The Posi Lock PH-200T is used for safe and efficient removal of connecting flanges and other large pulling applications.



PH-200T is used to remove rolling stock wheels.

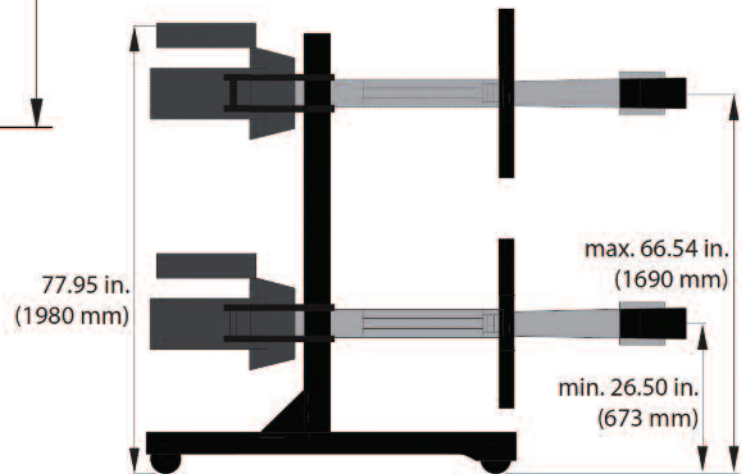
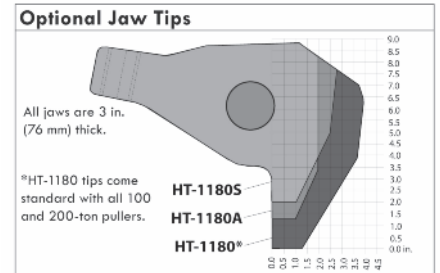
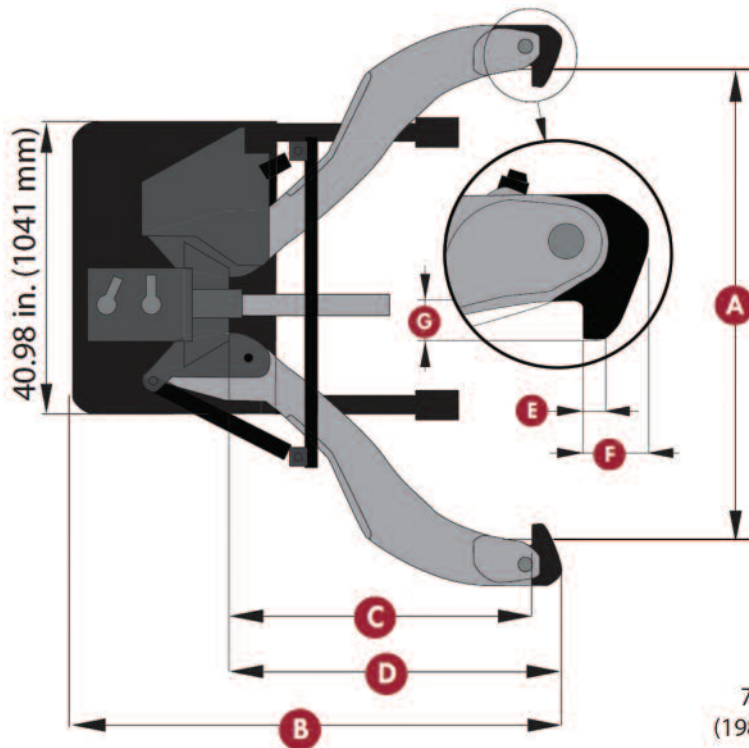


PH-200T is used on a dragline bearing which required 170 tons of force to remove.



TECHNICAL SPECIFICATIONS

100 TON

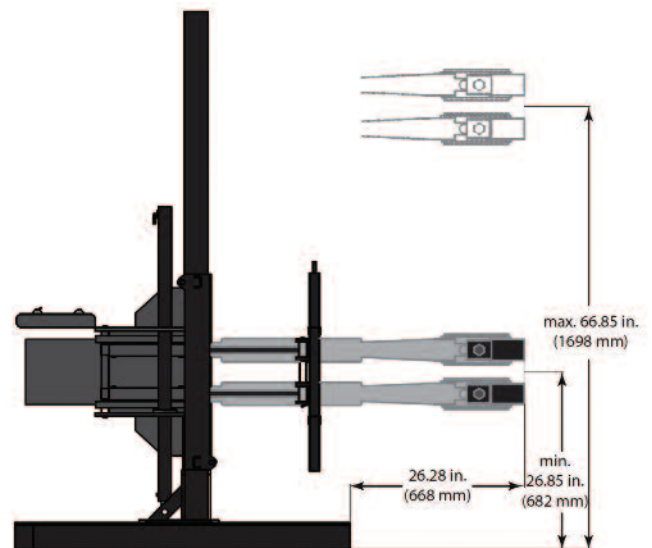
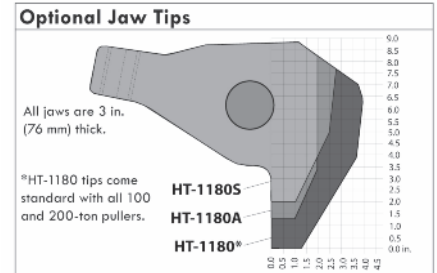
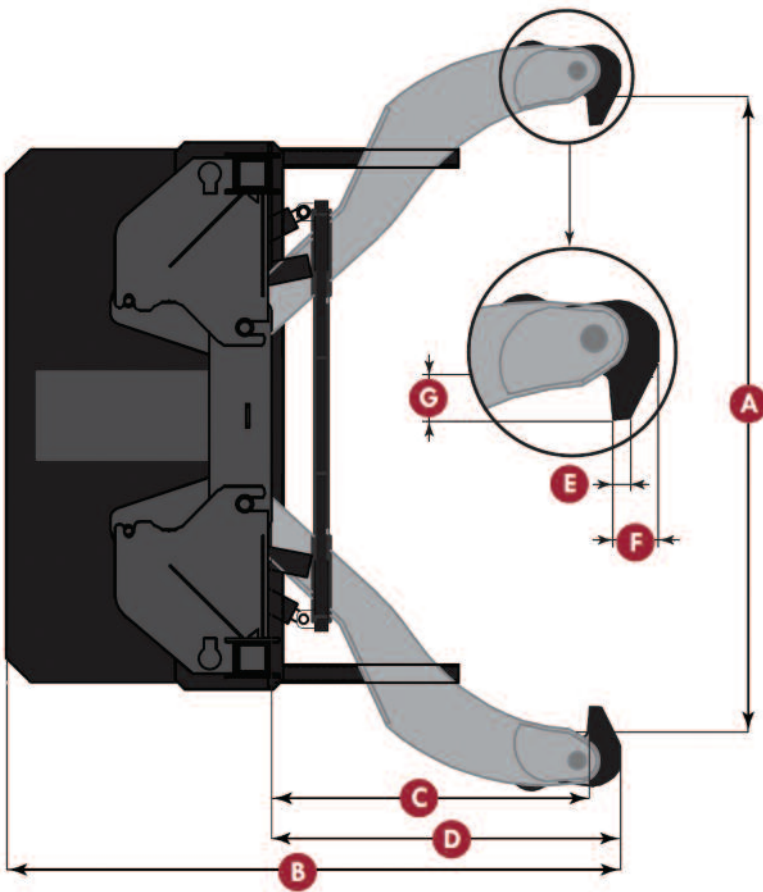


Portable 100-Ton Hydraulic Pullers

Model Number	Capacity Tons (kN)	Number of Jaws	Dimensions							Weight lbs. (kg)
			Spread A	Overall Length B	Reach C	Jaw Length D	Jaw Tip Width E	Tip Clearance F	Tip Depth G	
			in. (mm)	in. (mm)	in. (mm)	in. (mm)	in. (mm)	in. (mm)	in. (mm)	
Single Acting										
PH-102T	100 tons (890 kN)	2	7.5 to 70 in. (191 to 1778 mm)	77 in. (1956 mm)	50 in. (1270 mm)	53 in. (1346 mm)	1.25 in. (32 mm)	3.5 in. (89 mm)	3.5 in. (89 mm)	1700 lbs. (771 kg)
PH-100T	100 tons (890 kN)	3	7.5 to 70 in. (191 to 1778 mm)	77 in. (1956 mm)	50 in. (1270 mm)	53 in. (1346 mm)	1.25 in. (32 mm)	3.5 in. (89 mm)	3.5 in. (89 mm)	1950 lbs. (885 kg)
PH-123T	100 tons (890 kN)	2/3	7.5 to 70 in. (191 to 1778 mm)	77 in. (1956 mm)	50 in. (1270 mm)	53 in. (1346 mm)	1.25 in. (32 mm)	3.5 in. (89 mm)	3.5 in. (89 mm)	2000 lbs. (907 kg)
Single Acting Vertical										
PH-102TV	100 tons (890 kN)	2	7.5 to 70 in. (191 to 1778 mm)	77 in. (1956 mm)	50 in. (1270 mm)	53 in. (1346 mm)	1.25 in. (32 mm)	3.5 in. (89 mm)	3.5 in. (89 mm)	1800 lbs. (816 kg)
Double Acting										
PH-102TDA	100 tons (890 kN)	2	7.5 to 70 in. (191 to 1778 mm)	77 in. (1956 mm)	50 in. (1270 mm)	53 in. (1346 mm)	1.25 in. (32 mm)	3.5 in. (89 mm)	3.5 in. (89 mm)	1800 lbs. (816 kg)
PH-100TDA	100 tons (890 kN)	3	7.5 to 70 in. (191 to 1778 mm)	77 in. (1956 mm)	50 in. (1270 mm)	53 in. (1346 mm)	1.25 in. (32 mm)	3.5 in. (89 mm)	3.5 in. (89 mm)	2050 lbs. (930 kg)
PH-123TDA	100 tons (890 kN)	2/3	7.5 to 70 in. (191 to 1778 mm)	77 in. (1956 mm)	50 in. (1270 mm)	53 in. (1346 mm)	1.25 in. (32 mm)	3.5 in. (89 mm)	3.5 in. (89 mm)	2100 lbs. (953 kg)
Double Acting Vertical										
PH-102DATV	100 tons (890 kN)	2	7.5 to 70 in. (191 to 1778 mm)	77 in. (1956 mm)	50 in. (1270 mm)	53 in. (1346 mm)	1.25 in. (32 mm)	3.5 in. (89 mm)	3.5 in. (89 mm)	1800 lbs. (816 kg)

TECHNICAL SPECIFICATIONS

200 TON



Portable 200-Ton Hydraulic Puller

Model Number	Capacity	Number of Jaws	Dimensions							Weight
			Spread	Overall Length	Reach	Jaw Length	Jaw Tip Width	Tip Clearance	Tip Depth	
			A	B	C	D	E	F	G	
	Tons (kN)		in. (mm)	in. (mm)	in. (mm)	in. (mm)	in. (mm)	in. (mm)	in. (mm)	lbs. (kg)
PH-200T	200 tons (1779 kN)	4	6.5 to 70 in. (165 to 1778 mm)	78.5 in. (1994 mm)	48 in. (1219 mm)	53 in. (1346 mm)	1.25 in. (32 mm)	3.5 in. (89 mm)	3.5 in. (89 mm)	4150 lbs. (1882 kg)

CAUTION

It is impossible to predict the exact force required for every pulling job. Setup requirements and the size, shape and condition of the parts being pulled vary greatly.

Always wear protective eye wear.

Tools should only be used by personnel who are trained and familiar with their proper use.


PULLER SYSTEMS

FEATURES

Lifting eyes can be used to lift puller off of cart

Adjustable jaw guide

Adjustable jaw tips



Hydraulic-actuated lift cart extends puller from the ground to a height of 5 ft. (1.52 m).

Safety Cage® design guides and controls jaws



805 Sunflower Avenue
Cooperstown, North Dakota 58425 USA

Phone: +1-701-797-2600
Toll Free Phone: 1-800-533-5761
Fax: +1-701-797-2706

For more information contact your
Posi Lock Sales Executive at 1-701-797-2600

www.posilock.com
info@posilock.com